

BOLD KIDS LEARNING PACK: THE CHANGING LEAVES (YAO EDITION)



AGE: 6 UPWARDS

FOCUS:

READING, SCIENCE OF SEASONS, PATTERN/MEMORY, GENTLE SEL · PRINT: A4, LOW-INK FRIENDLY

How to use

- Read the short story with the child.
- Pick 2–3 tasks (mix literacy + science). Note adults, you will need scissors for cutting.
- Nature log
- Yao's Memory Snapshot (patterns)
- Optional quiet mode: use the 🧘 tasks

Learning goals

- Decode and comprehend a short narrative about seasonal change.
- Explain, in simple terms, why leaves change colour.
- Practise observation, sequencing, and pattern memory (Yao's specialty!).

THE CHANGING LEAVES

YAO AND THE AUTUMN TREE



The world was changing. Yao noticed something different on the way to school. The big tree by the park looked like it had been dipped in paint, yellow at the top, splashes of orange and red all over. Last week it was green.

"Is the tree okay?" Yao asked. He liked things to stay the same. Yao stopped to listen.

Crunch! The ground sounded crisp under his shoes. He looked closely at a leaf. Tiny lines made a pattern like a little roadmap.

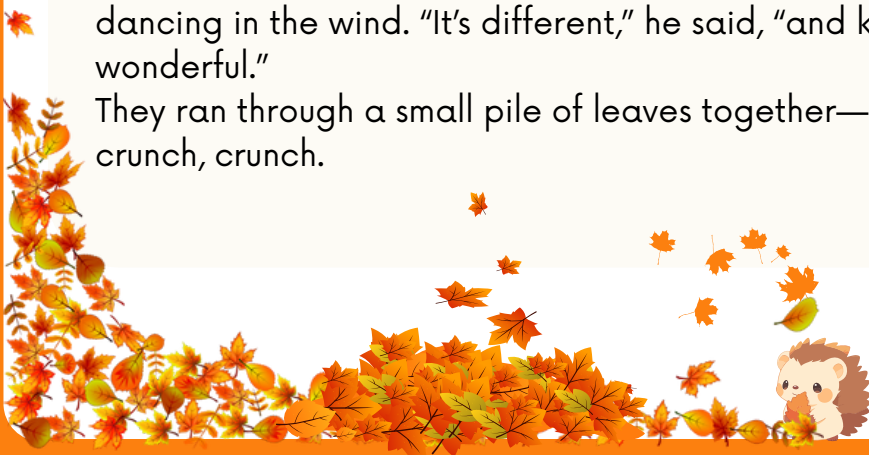
After school, Yao met Ruby at the park. "The tree is changing because it's autumn,"

Ruby said. "When days get shorter and cooler, the tree makes less green (called chlorophyll). The other colours were there all along, and now we can see them"



Yao thought about this. He took a deep breath. Change can feel big. He looked again at the bright leaves dancing in the wind. "It's different," he said, "and kind of wonderful."

They ran through a small pile of leaves together—crunch, crunch, crunch.






CHECK UNDERSTANDING

What season is it?


Cut out the correct tile below and stick it in the green box



Autumn



Spring



Summer





Winter



CHECK UNDERSTANDING

What sound did Yao hear on the ground?

Cut out the correct tile below and stick it in the green box

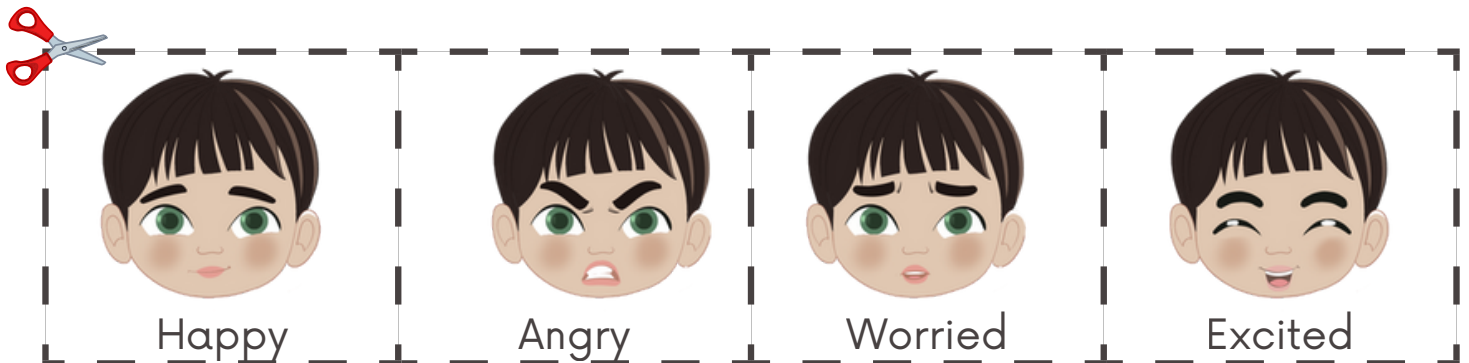





CHECK UNDERSTANDING

How did Yao feel at first about change?

Cut out the correct tile below and stick it in the green box

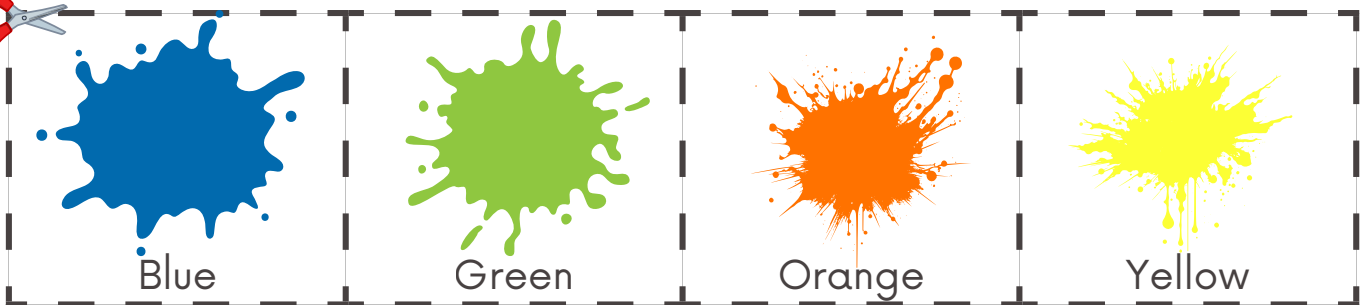




CHECK UNDERSTANDING

What colours did Yao see on the tree?



Pick three colours Yao saw.
Cut out the correct tiles below and stick them in the green box



CHECK UNDERSTANDING

Who explained why leaves change?

Cut out the correct tile below and stick it in the green box



SCIENCE CORNER:

WHY DO LEAVES CHANGE COLOUR?



- Leaves are usually green because of chlorophyll (clor-uh-fill), which helps plants make food from sunlight.
- In autumn, days get shorter and the weather gets cooler. The tree makes less chlorophyll, so the green fades.
- Other leaf colours—yellow, orange, red—were there all along and now we can see them.
- Trees drop leaves to rest and save water for winter.

Grown-ups: yellows/oranges = carotenoids; reds = anthocyanins.

TRY IT!

Put a leaf on white paper and draw what you see, feel, and hear (e.g., smooth, bumpy, crunchy).

 **Quiet mode:**

Sort leaf crayons/pencils into “green” vs “autumn colours.”



NATURE LOG



Date: _____

Weather: _____

Place: _____

Leaf sketch box



Colour(s): _____

Texture (tick): smooth ☐ bumpy ☐ dry ☐ soft ☐

Sound when crunched: quiet ☐ medium ☐ loud ☐

One kind thing I did today:

YAO'S MEMORY SNAPSHOT (PATTERNS)

- Adult, show the leaf below to the child.
- Ask the child to look at the leaves for 30 seconds.
- Cover the leaves with blank paper.
- Ask the child what shape or texture or colour they remember.



Remembered: ___/6

Try 1 ☐ Try 2 ☐ Try 3 ☐

ANSWER KEY (FOR GROWN-UPS)

- p.2 Season: **Autumn**
- p.3 Sound: **Crunch**
- p.4 Feeling: **Worried**
- p.5 Colours: **Yellow, Orange, Red** (accept Green if they recall earlier scene)
- p.6 Explainer: **Ruby**

